




 **Small Change**

A Series of Financial Education Booklets for Children
Bank of Israel

Miss Coin





A Series of Financial Education Booklets for Children – Bank of Israel

As parents and educators, we want to equip our children with the knowledge and skills they need to grow into independent, successful adults who can take responsibility for their financial future. Managing money wisely is one of the most important life skills in today's increasingly complex world—yet it's a subject we don't always tend to teach our children.

It is easiest to form good habits early. The sooner we help children understand what money is, how to manage it, and how to make prudent financial choices, the more likely they are to

become smart, responsible consumers who can make sound financial decisions and secure their economic well-being.

The Small Change series, published by the Bank of Israel, introduces young readers to basic financial concepts and the principles of good money management. Aimed at children aged five to ten, each booklet focuses on a different topic in financial education – encouraging saving, smart consumer habits, using different payment methods, and learning about the history of money.

A Moment of Financial Education

At the end of every booklet, you'll find discussion points to help you talk with your children about the story and the ideas it raises.



Miss Coin

Our thanks go to everyone who contributed to the creation of these booklets, especially:
The Financial Education Unit in the Communications, Public Affairs, and Community Relations
Division at the Bank of Israel, for initiating the project and developing the content.

Dr. Hadassah Kaplan, for writing the rhymed stories.

Sheli Steyr Cohen of "Dialogue – Organizational Consulting, Research and Training Ltd."
for the illustrations and design.

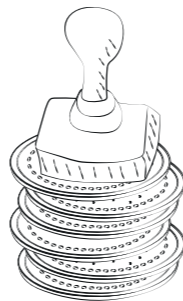
Rosie Arbib, founder of "Plenty for Financial Education," for pedagogical guidance throughout
the writing process and for developing the discussion questions and accompanying lesson plans.

Ruti Zakovitz, for editing.

Grace Michaeli, for translating the series into English.

All rights reserved © Bank of Israel 2023

No part of these booklets may be reproduced, copied, photographed,
recorded, translated, stored in a database, transmitted, or received in
any form or by any means without prior written permission
from the Bank of Israel.



Look for the
TURQUOISE COIN
on every pair of pages!




Bartering

Mr. Baker wanted a special treat,
A couple of eggs would be lovely to eat!
He went to the chicken farmer and said:

"Here, you can have
a loaf of bread.
Just give me a couple
of eggs instead,
so we'll both be happy
and well-fed."



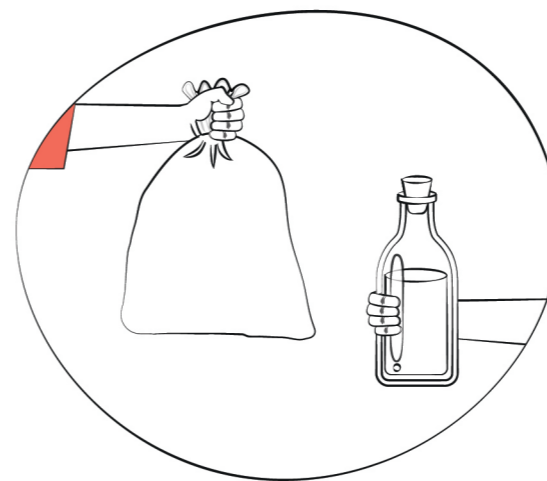
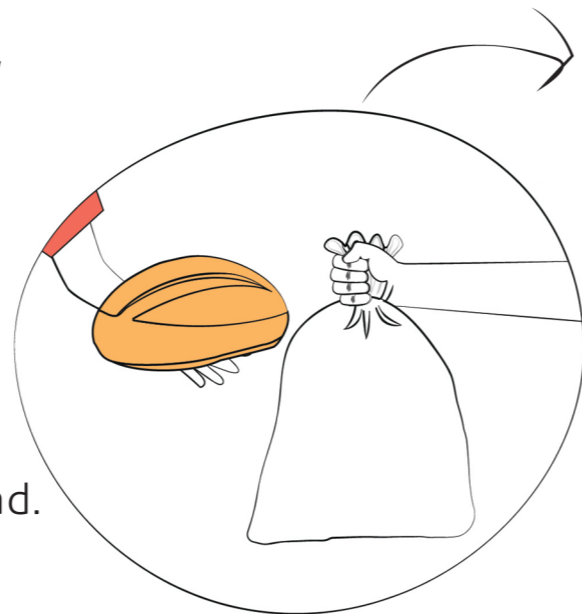
Now, I need some milk
Mr. Baker thought,
Unfortunately, milk isn't
something I've got.



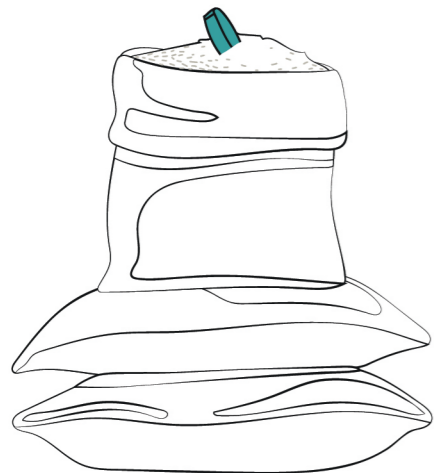
I know! An idea popped into his head,
I'll offer the dairy farmer a loaf of bread!
But unfortunately, the dairy farmer said no.
"I'm sorry, I can't have pastries, you know."
Mr. Baker, was disappointed
and feeling blue,
He wanted milk, but what could he do?







I've got it! Mr. Baker thought later that day, and he was off to the fields not far away. His friend, the farmer, gave him a sack of rice, and took the fresh bread without thinking twice. Then Mr. Baker set off, he was pretty glad, to give the dairy farmer the rice sack he had.



"I have this sack of rice to trade with you, one cup of milk in return will do."






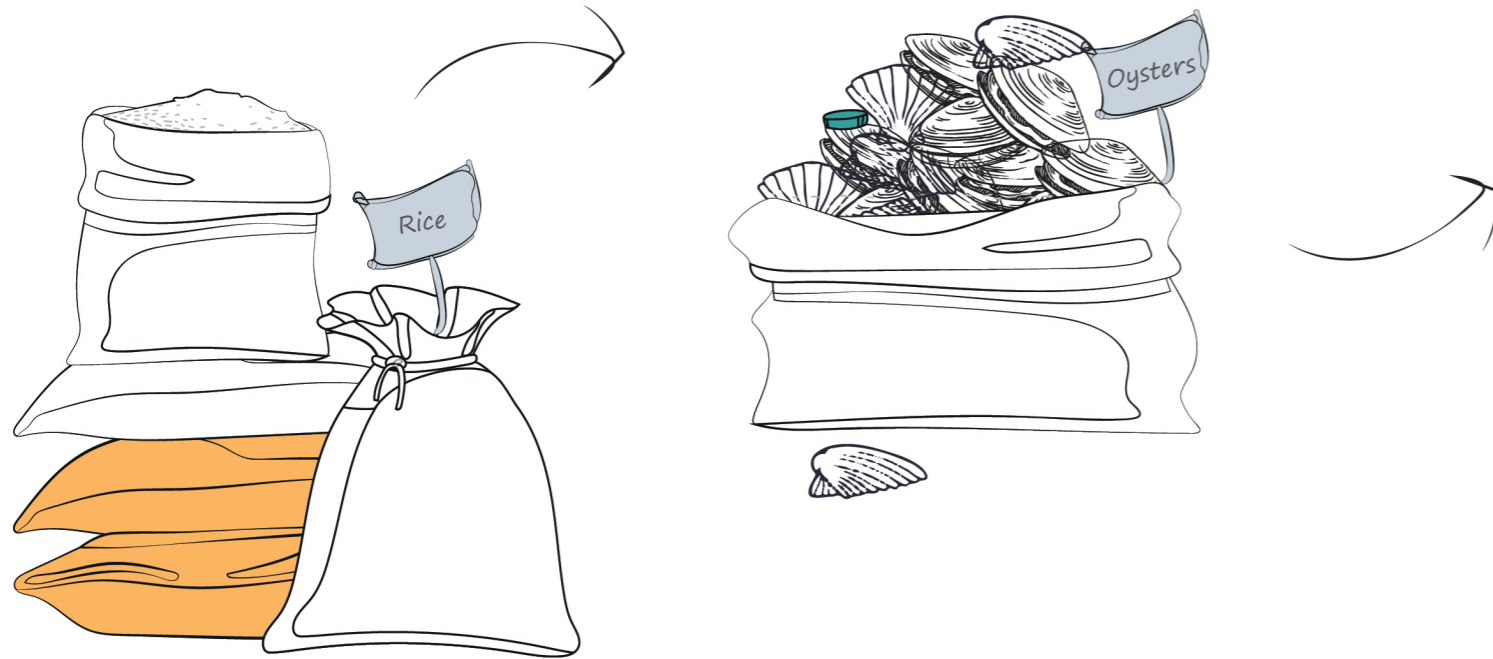
People had to travel from place to place,
 To find things they could trade or replace.
 Finding someone who had what they need
 Was sometimes a tricky task, indeed.

And how could they
 settle on a price,
 Or know if a trade
 was fair and precise?

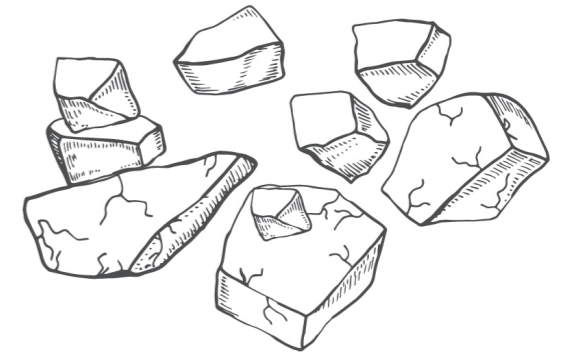
Many years have since gone by,
 That was how people would trade and buy.
 It wasn't always simple or neat,
 Sometimes a trade was hard to complete.



They looked for something all people desired,
Items or goods that everyone admired.
They had to be things that could be split,
into smaller pieces, bit by bit.




Salt, rice, or maybe some grain,
Pretty seashells from after the rain.
After they searched, they finally found,
Nuggets of precious metals
lying around.



Salt, one of the things used for trade,
is the root word for "salary".

These were things people wished they had,
They lasted long and never went bad.
They could cut the metal big or small,
So each piece weighed the same for all.





The Hebrew term for "to weigh" - "Lishkol" is where the word "Shekel" came from.

But this method soon would fail,
They couldn't always use a big metal scale!
It was easy to cheat or be unfair,
After all, there are crooks everywhere.
They had to make sure
people would obey,
And that metals were traded
the legal way.



Lydia was then a major kingdom,
Ruled by a great king with wisdom.
He gathered the metals, following his plan,
From every person across the land.




He poured all the silver and gold
Into different size coin-shaped molds.
Then he made little pieces equal for all,
All weighing the same, big and small.



The king stamped the coins, they were the same,
with his own image and even his name.

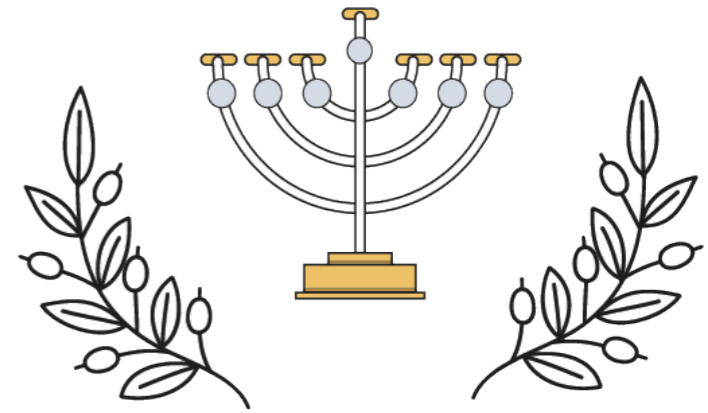

He marked the weight on every one,
So people could trust
what he had done.



People used the coins with ease each day,
Because they knew their value right away.




As years passed by and trade moved on,
The use of precious metals was gone.
They chose common metals of every kind,
And the royal stamp gave them
peace of mind.



From that moment on, in every nation,
Coins became a sign of identification.
They show that a people are proud and free,
Like a flag or anthem for all to see.

The Story of Bills


Miss Coin doesn't always know what to do,
Because sometimes coins can be tricky too.
Especially when there's a **lot to buy**,
That **many coins** are hard to come by!



She has to carry the coins in a sack,
and any burglar can steal them off her back.



Then Miss Coin thought:
What if we wrote...
The value of the money
on a paper note?
This note can go straight
into your wallet,
or you can keep it
in your purse or pocket.





The notes or bills are easy to carry around,
 It's simple to keep them safe and sound.
 People have been using bills more and more,
 To pay for things at every shop and store.
 And to avoid cheating they have a design,
 The Bank of Israel marks each with a special sign.

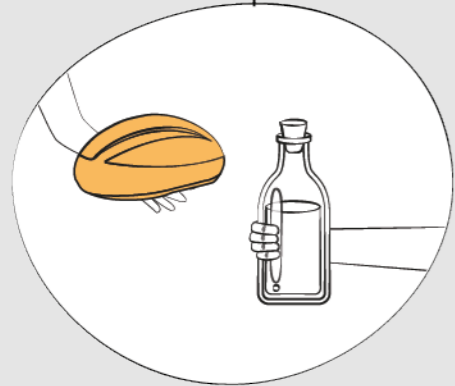
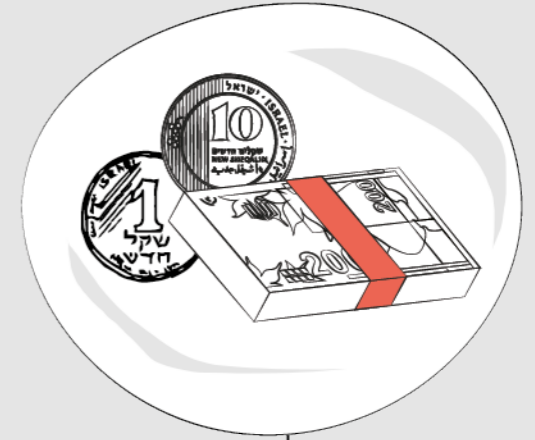


The bills represent the people and the nation,
 its values and history of every generation.

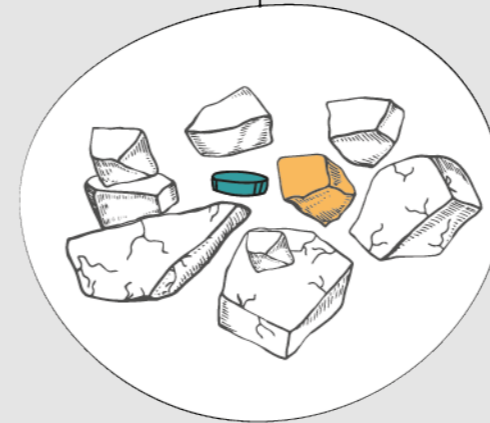
Our story started, as you well know,
With bartering and trading
many years ago.



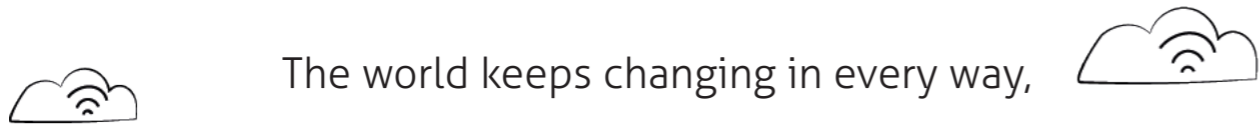
And later precious metals
were used and made.



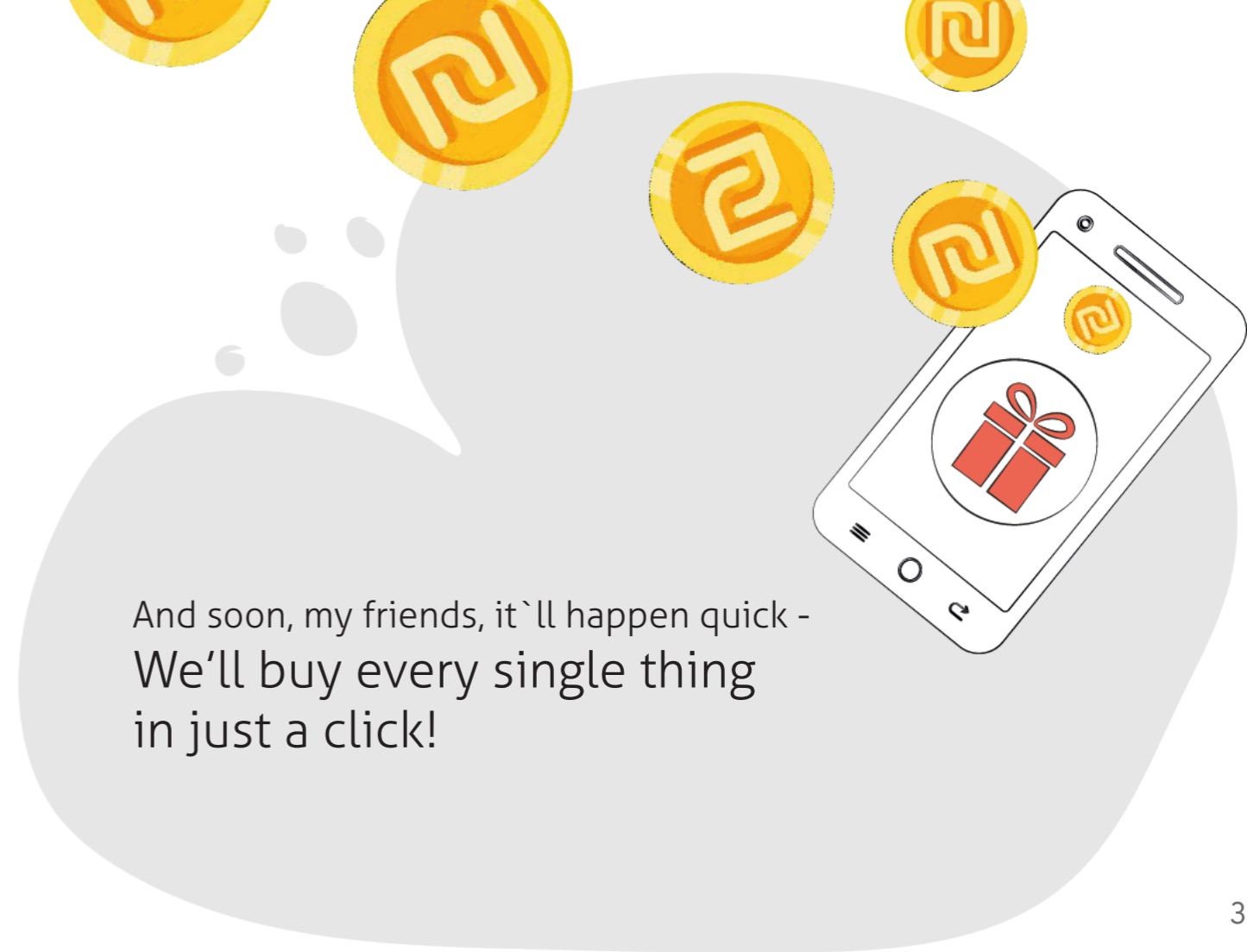
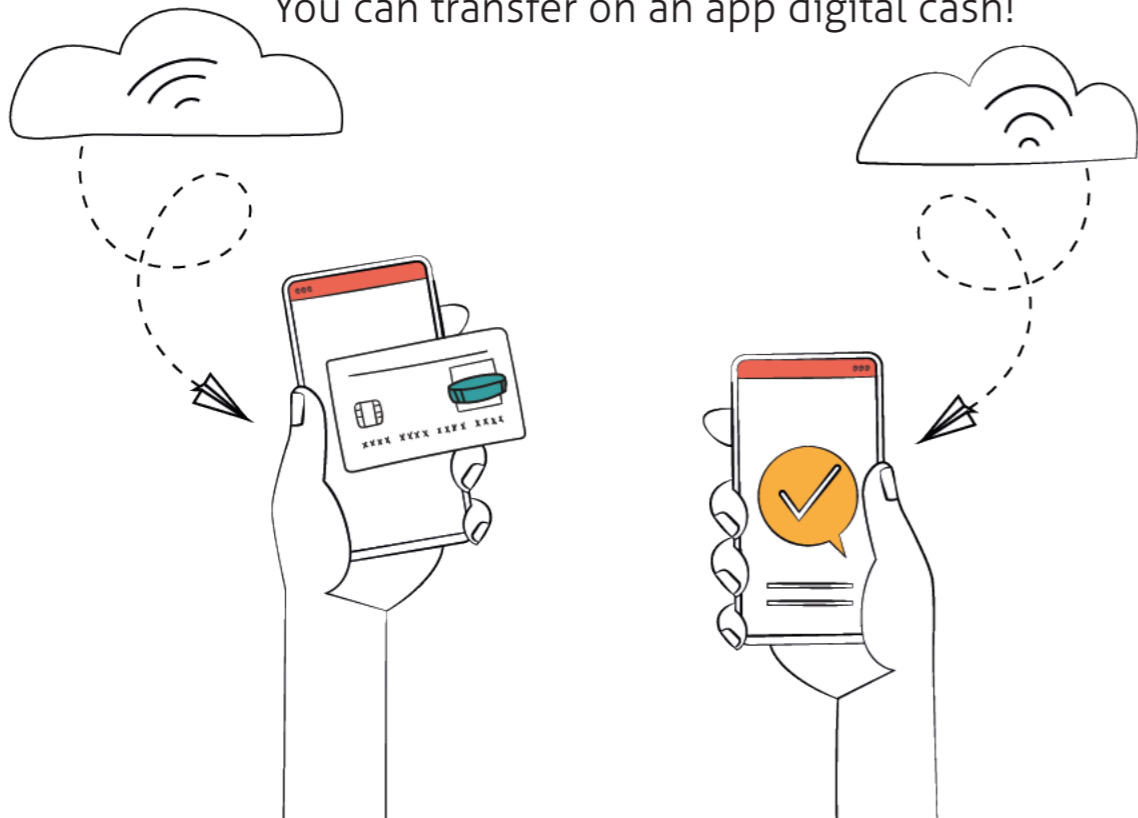
After that they chose
special goods for trade,



At last, coins and bills came into play,
To buy different things and easily pay.

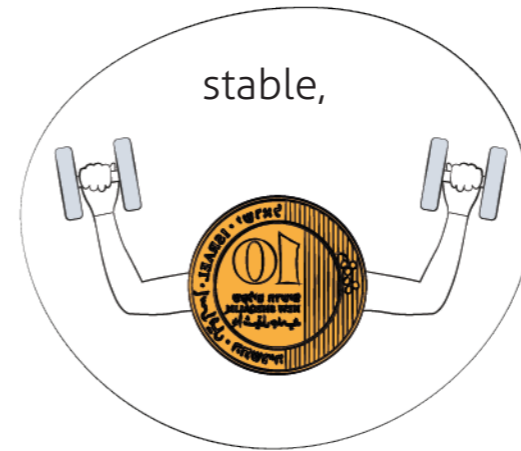


The world keeps changing in every way,
New payment methods are created every day.
On your smartphone, it happens in a flash,
You can transfer on an app digital cash!



And soon, my friends, it`ll happen quick -
We`ll buy every single thing
in just a click!

In every way we choose to pay or buy,
Certain rules
must always apply.

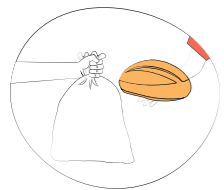


To strengthen trust, most countries give the authority to print banknotes to the central bank, which is independent and not controlled by the government.

A Moment of Financial Education:

Talk with the children about the story and its messages.

After reading Miss Coin, guide a discussion about different values connected to money:



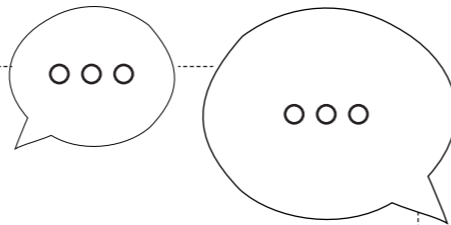
The coin as a means of payment and the evolution of payment methods from ancient times to today.



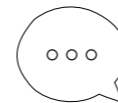
The importance of trust in money and maintaining its value; security features on modern banknotes; encouraging awareness of scams and counterfeits; and examining the bills we receive.



Leaders and cultural figures commemorated on coins and banknotes in Israel and around the world.



Let's Practice with the Children



Ask the children what they learned from Miss Coin. If they recognize and mention one of the three values above, start there. Help them define it and provide examples from the story that illustrate it.

Tip: Miss Coin is full of insights, so consider reading it several times. Each reading can highlight a different lesson or example, allowing children to draw multiple conclusions from the story.

The Coin as a Means of Payment:

- ✦ **Ask the children:** If you were on a deserted island with a suitcase full of money, what could you do with it? Use this to emphasize that the value of money comes from the goods and services it can buy, and that a bill without trust is just a piece of paper.
- ✦ Explore real-life situations where, like Miss Coin, people use barter or exchange valuable items that aren't money but can still be traded for things.

- ✦ **Examples of item exchanges:** trading books after reading them, swapping stickers or playing cards, exchanging toys to build a collection, organizing swap markets or second-hand fairs, and similar activities.
- ✦ **Examples of "money equivalents" for goods or services:** store coupons, prepaid cards for entertainment venues, or other vouchers. Encourage children to think critically about these and decide whether they are truly needed and serve a real purpose.

Security Features on Banknotes

- ✦ Start by asking the children what they could do if the bill in their hand turned out to be counterfeit. Explain that a counterfeit bill has no value, which is why it's important to recognize the security features on real banknotes.
- ✦ Next, ask if they know any signs that can indicate whether money is genuine or fake.

Then, show the children the security features incorporated into today's banknotes. Bring a real bill and explore its features together – such as watermarks, security threads, and other tactile or visual markers. More information can be found on the Bank of Israel website (www.boi.org.il) under "Information and Service," in the section titled "My Cash."

Values and Figures on Banknotes

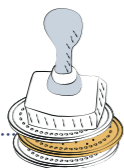
- ✦ Ask the children if they recognize any of the figures on banknotes. Who are these people, and what were their contributions? Explain that banknotes feature important individuals who played key roles in building the state, its settlements, culture, and traditions.
- ✦ Start with today's banknotes. Ask the children who the figures are and what they have in common. Point out that the person's name and birth/death years always appear next to their portrait, and that the reverse side of the bill includes text or illustrations highlighting their achievements.
- ✦ Ask the children if they could identify the bill with their eyes closed. Show them the features designed for the blind and visually impaired – differences in size between denominations (7 mm) and raised ink markings along the edges that allow tactile identification.
- ✦ Finally, explore online with the children to discover other banknotes, past and present, and learn about the people commemorated on them. This activity broadens their knowledge of national leaders and cultural heroes.

So, What Have We Learned?

Money is used to purchase goods and services. Learning about the history of money helps us understand that payment methods evolve constantly. An effective payment method should be convenient, low-cost, divisible, and trustworthy.



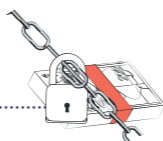
The Bank of Israel has the exclusive authority to issue coins and banknotes because it is an independent, nonpolitical institution. Its role is to maintain the value of Israeli currency and public trust in it.



Currency is also a symbol of a state's sovereignty and independence – like the national anthem, emblem, and flag. Its design reflects key figures, national values and important events and places in the country's history.



A counterfeit coin or bill is equivalent to worthless paper. This is why it's important to recognize the security features on banknotes and ensure that the money we receive is genuine.



The Small Change series, published by the Bank of Israel, helps parents and teachers talk with children aged five to ten about money and introduce them to essential financial skills.



Mr. Saver and Mr. Spender

Explains the importance of saving for the future: how to set goals, delay gratification, and avoid unnecessary spending.

Miss Choosy Makes a Choice

Helps children make smart consumer choices: distinguishing between wants and needs, comparing prices before buying, and resisting the lure of expensive brands.

Mr. Payment

Teaches how money is earned, how it comes out of "the machine in the wall", and how to pay using a credit card or payment app.

Miss Coin

Tells the story of money's journey, from the days of bartering to the many forms of currency we use today.



For more activities related to the booklets, scan the code or visit the Bank of Israel's website: www.boi.org.il





The "**Small Change**" series published by the Bank of Israel is intended to teach children elementary terms and principles of proper conduct with money.

The series includes several booklets that are appropriate for young children (ages 5-10). Each booklet deals with a different topic in financial education: encouraging saving, proper consumer conduct, the use of means of payment, and the history of currency.

Miss Coin tells children about the history of money and what it means - from the days of bartering to the many forms of currency we use today.

Come learn with Miss Coin: What did the ancient baker do when he wanted to eat a sandwich? How did people pay with salt or precious metals? Who invented the first coin in the world? And how did paper money come into being?

